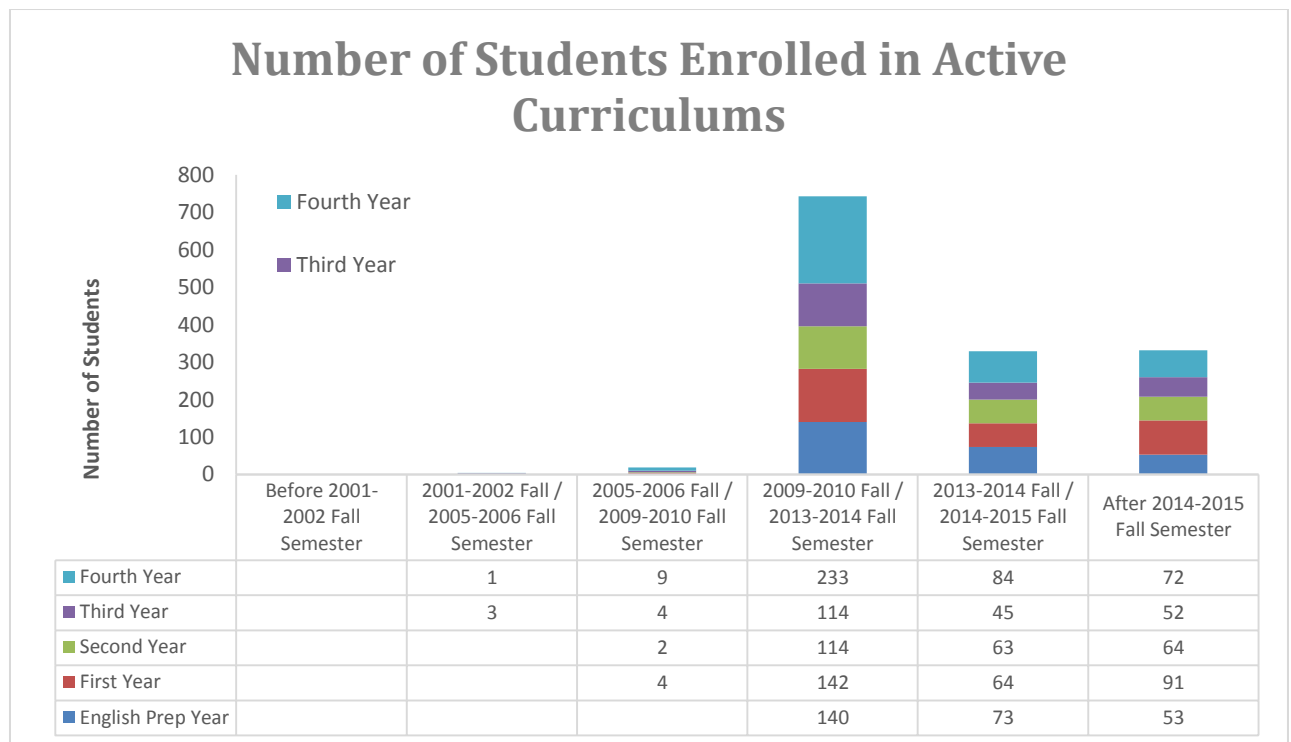
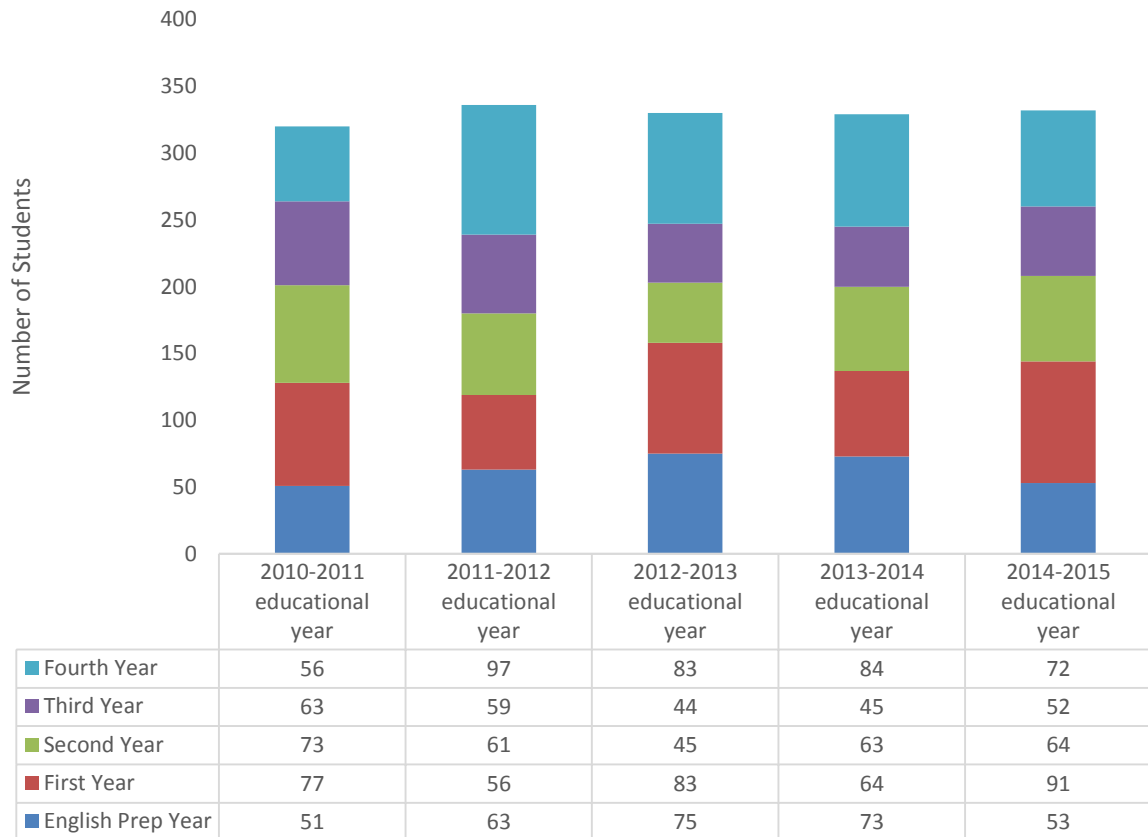


30%	English Prep Year	First Year	Second Year	Third Year	Fourth Year
Before 2001-2002 Fall Semester					
2001-2002 Fall / 2005-2006 Fall Semester				3	1
2005-2006 Fall / 2009-2010 Fall Semester		4	2	4	9
2009-2010 Fall / 2013-2014 Fall Semester	140	142	114	114	233
2013-2014 Fall / 2014-2015 Fall Semester	73	64	63	45	84
After 2014-2015 Fall Semester	53	91	64	52	72

30%	2010-2011 educational year	2011-2012 educational year	2012-2013 educational year	2013-2014 educational year	2014-2015 educational year
English Prep Year	51	63	75	73	53
First Year	77	56	83	64	91
Second Year	73	61	45	63	64
Third Year	63	59	44	45	52
Fourth Year	56	97	83	84	72



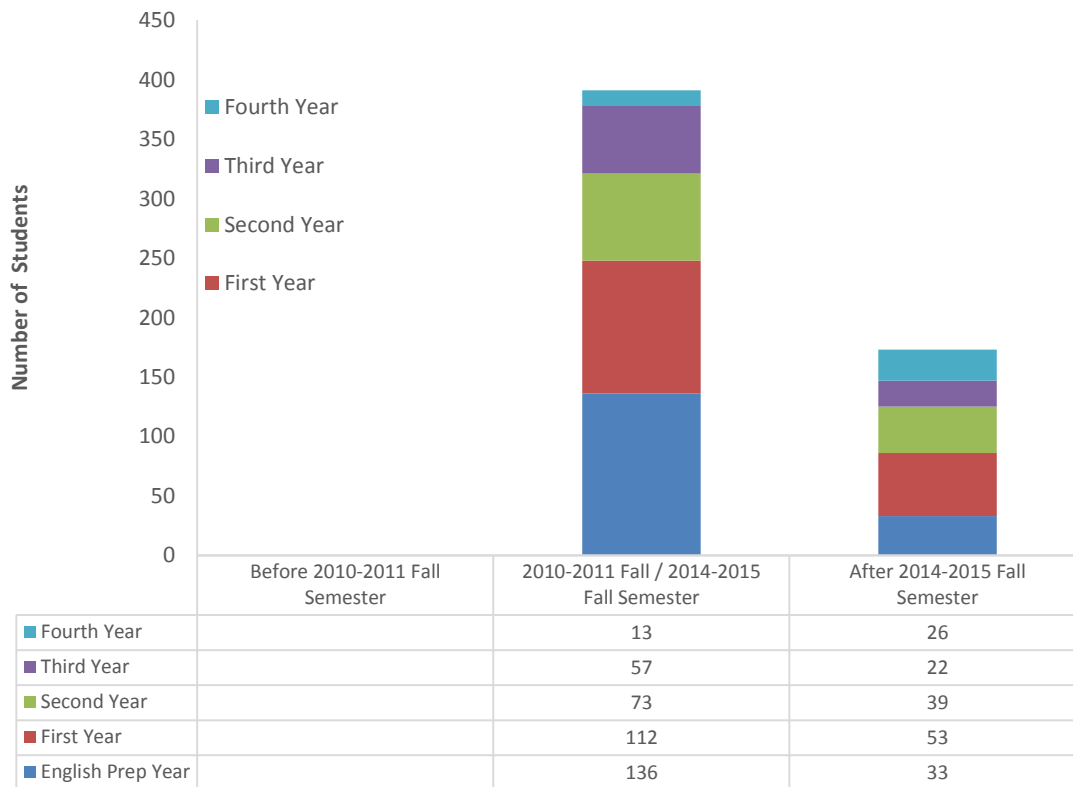
Number of Students Enrolled in Active Curriculums



100%	English Prep Year	First Year	Second Year	Third Year	Fourth Year
Before 2010-2011 Fall Semester					
2010-2011 Fall / 2014-2015 Fall Semester	136	112	73	57	13
After 2014-2015 Fall Semester	33	53	39	22	26

100%	2010-2011 educational year	2011-2012 educational year	2012-2013 educational year	2013-2014 educational year	2014-2015 educational year
English Prep Year	28	26	39	43	33
First Year	6	33	36	37	53
Second Year		8	30	35	39
Third Year			34	23	22
Fourth Year			8	5	26

Number of Students Enrolled in Active Curriculums



Number of Students Enrolled in Active Curriculums

